

SNAP Pro Analyzer

The SNAP Pro* Analyzer is an automation tool for pet-side tests that sends results to the patient's electronic medical record, saving time and money. When the SNAP Pro was introduced, you gained the benefits of automation but still had to manually input SNAP* test results. With the new ProRead* feature on the SNAP Pro* Analyzer, SNAP test results are read automatically—saving you another step in the SNAP work flow, and making your SNAP Pro even more valuable.

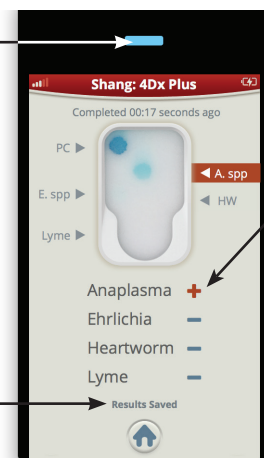
Viewing ProRead results

Run your SNAP test using the work flow you prefer. Once the analysis is complete, you'll notice that the Results screen looks similar to how it looked without the ProRead feature. The difference is that now the results are provided for you—you no longer have to read the results window and enter each positive or negative result.

In addition to automated results, the color of the status light on the analyzer will vary depending on the results. If the status light is:

- **Green**—all results are negative.
- **Blue**—at least one result is positive.
- **Yellow**—the result may need to be verified due to very light spots or unexpected color development (such as debris or a blue tint) in the results window. If you agree with the results that are displayed, tap the **Check Mark** icon ✓ to save the result. Otherwise, tap the appropriate result icon and then tap the **Check Mark** icon ✓. To cancel the test and return to the Home screen, tap the close icon ✕.

Status light color indicates result status.



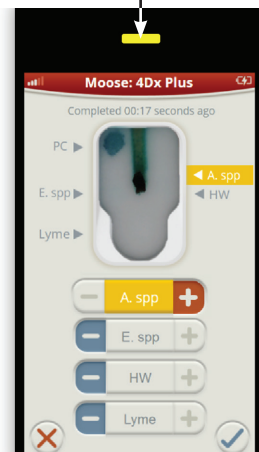
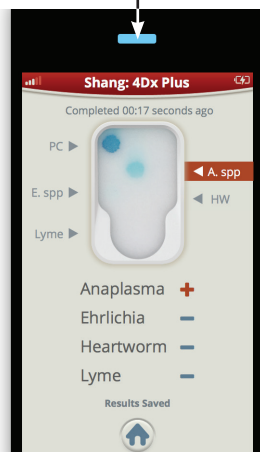
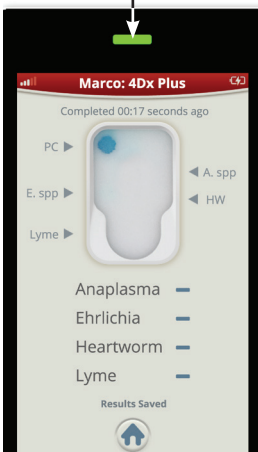
Positive results are marked red.

Results are saved automatically.

Green status = all results are **negative**.

Blue status = At least one result is **positive**.

Yellow status = Requires user interaction to complete run.



Need help? Visit idexx.com/prohelp for helpful installation videos and support documentation.